

Preliminary Options for 2017 Ocean Salmon Regulations

Chris Kern
Fish Division
March 17, 2017
Exhibit F

2017 Ocean Salmon Regulations

- Process and Schedule
- Abundance Forecasts
- Key Constraints
- **Klamath River issues**
- Season Options for public discussion

2017 Schedule Ocean Salmon Fisheries

Feb. 27	Ocean Salmon Industry Group	Newport
Mar. 7-13	Pacific Fishery Management Council	Vancouver, WA
Mar. 17	Oregon Fish and Wildlife Commission	Corvallis
Mar. 24	Columbia River/Ocean Fisheries	Vancouver, WA
Mar. 27	PFMC Public Options Hearing	Coos Bay
Apr. 5	North of Falcon / Columbia River	Olympia, WA
Apr. 6-12	Pacific Fishery Management Council	Sacramento, CA
Apr. 21	Oregon Fish and Wildlife Commission	Klamath Falls

N of Falcon

Col. R. Area

COC

S of Falcon

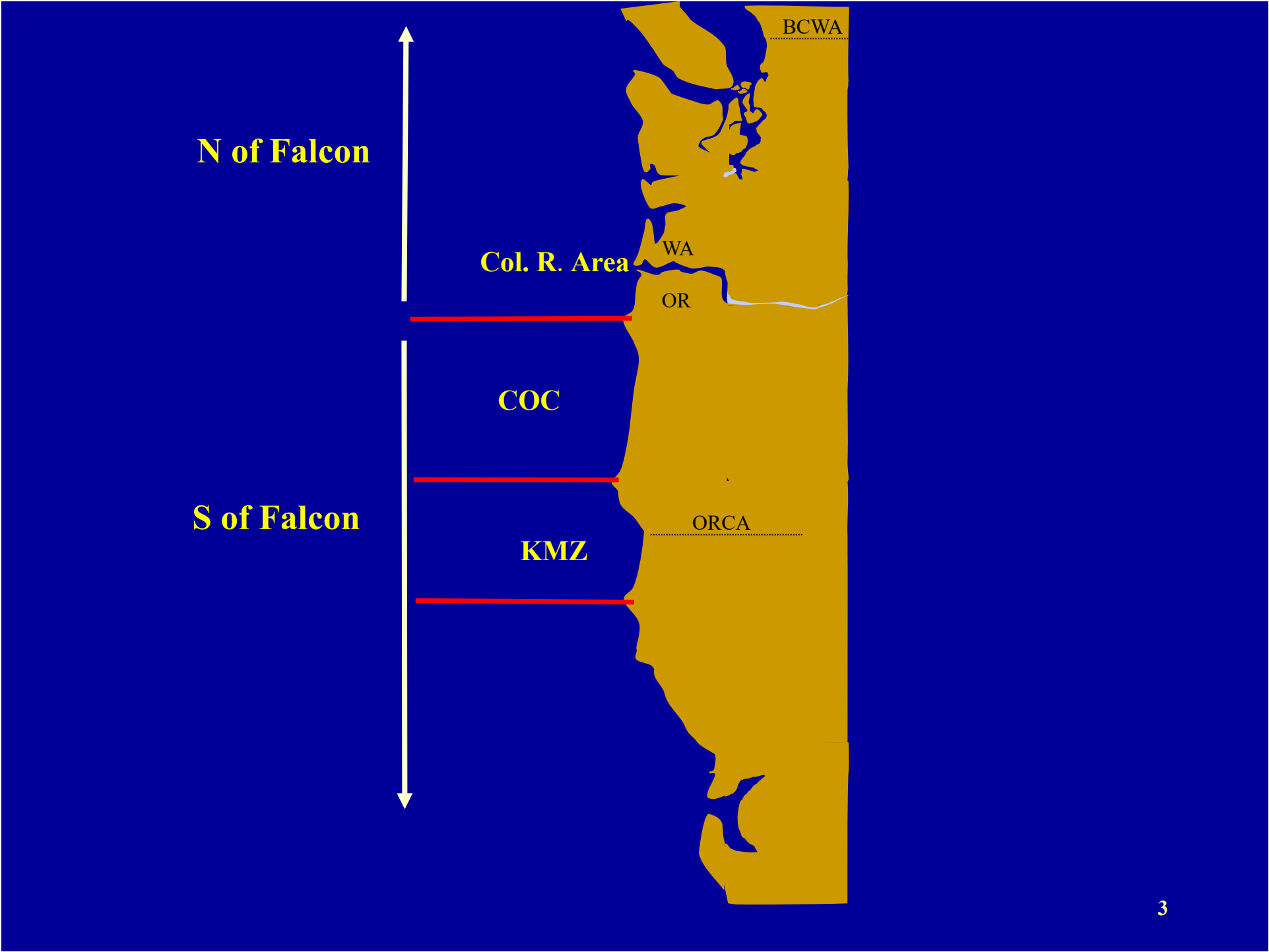
KMZ

BCWA

WA

OR

ORCA



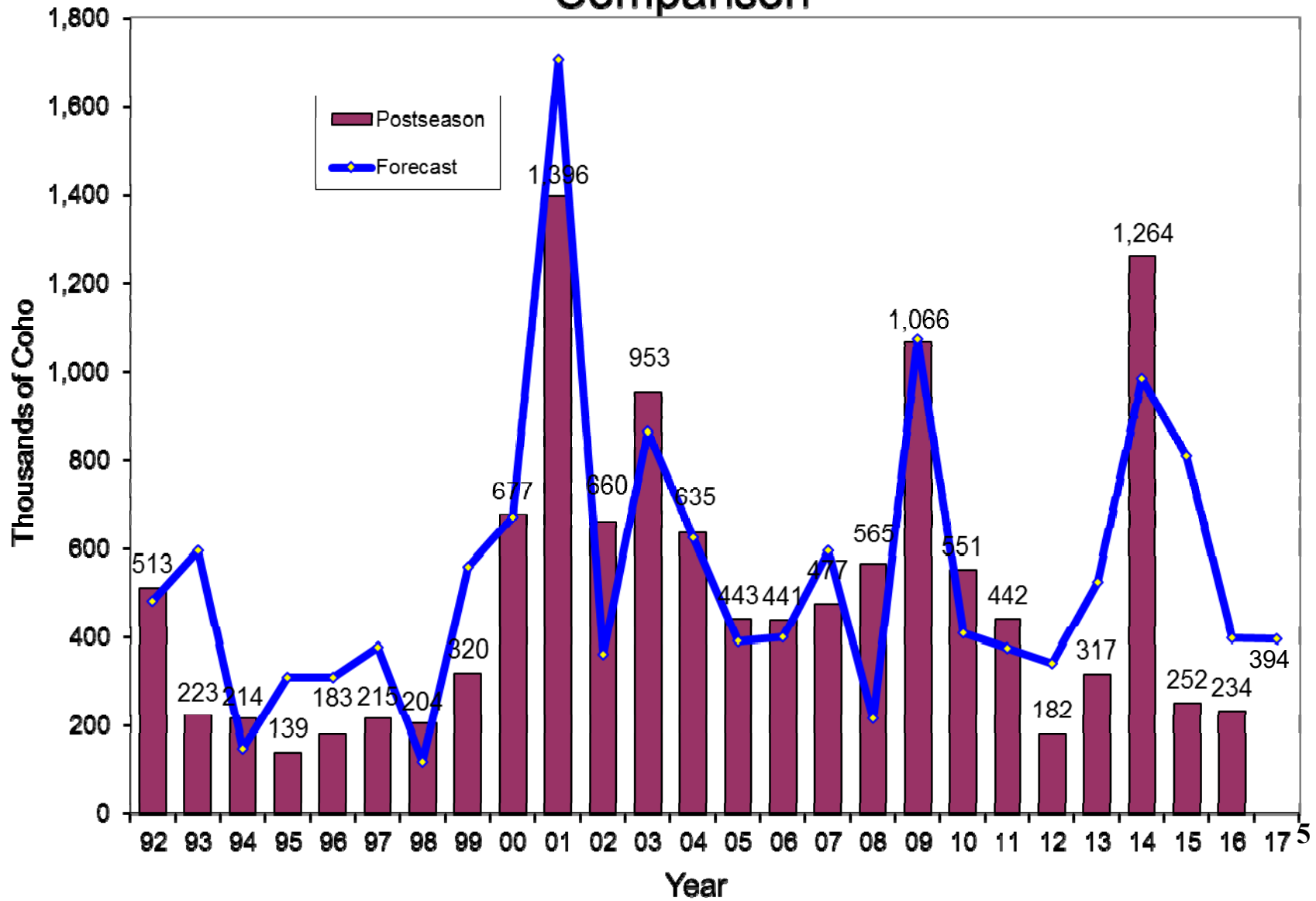
Stock	2016 Actual	2017 Forecast
<u>Chinook</u>		
Sacramento River	205,000	230,700
Klamath River (total)	67,300	52,600
Klamath Natural Escapement	13,924	12,383*

*Potential escapement with 0 fishing.

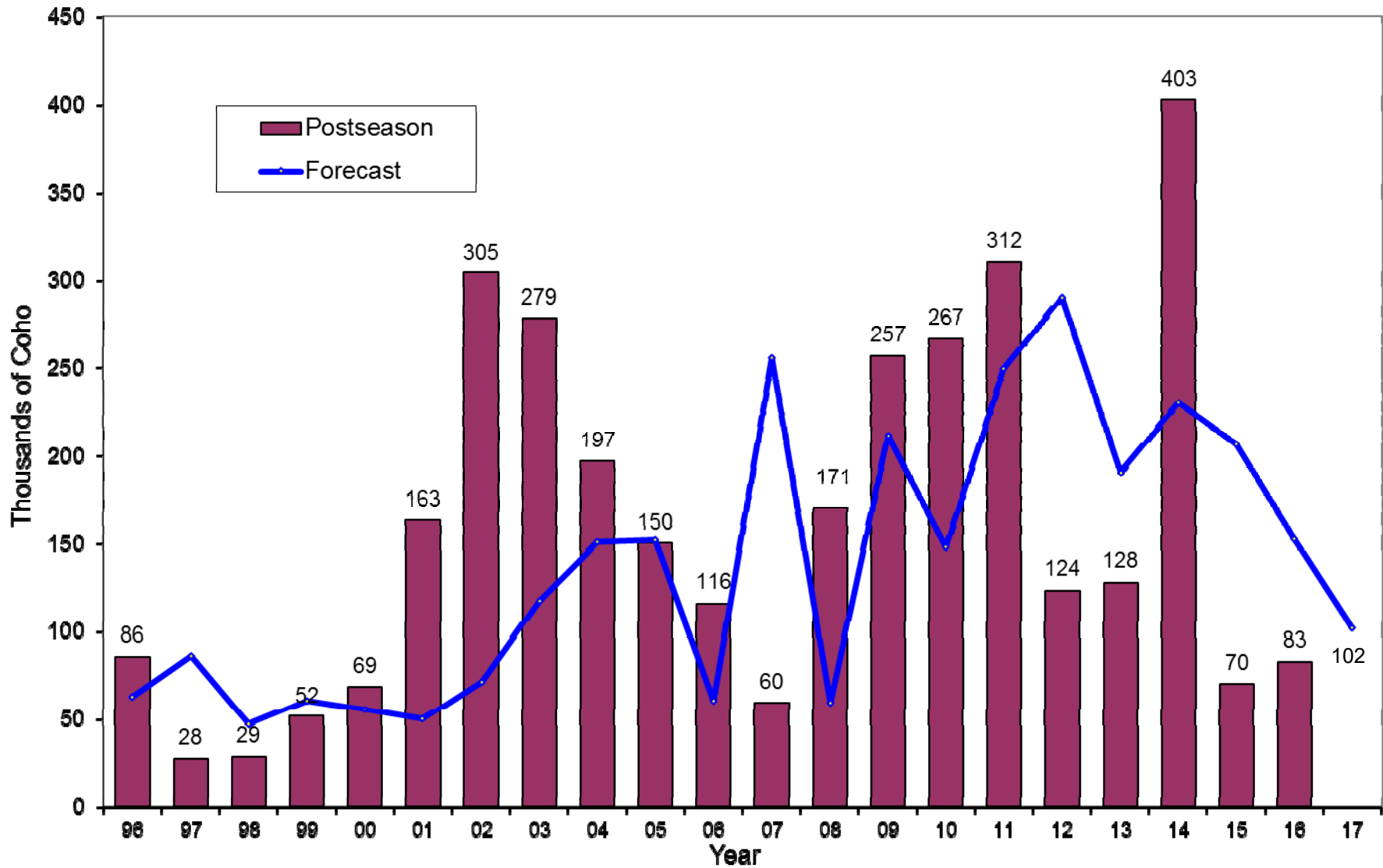
Coho

Columbia River (total) ²	233,800	386,300
Lower Columbia River natural	16,000	33,000
Oregon Coast natural	83,200	101,900

OPI Hatchery Coho Forecast for 2017 with Preseason Forecast and Postseason Estimate Comparison



OCN Coho Forecast for 2017 with Preseason Forecast and Postseason Estimate Comparison



Lower Columbia and Coastal Coho

- 2017 allowable impacts 30% for OCN & 18% for LCN.
- NOF coho fisheries constrained by WA coho stocks, secondarily LCN coho.
- SOF coho fisheries primarily constrained by LCN coho.

Columbia River Fall Chinook

Stock Group	2016 Actual	2017 Forecast
<u>Chinook</u>		
Columbia River Tule	126,500	250,800
Lower River tule component	(81,900)	(92,400)
Columbia River Brights	494,900	305,600
URB component	(406,600)	(260,000)
Other	19,700	26,200
Total Columbia (all stocks)	641,100	582,600

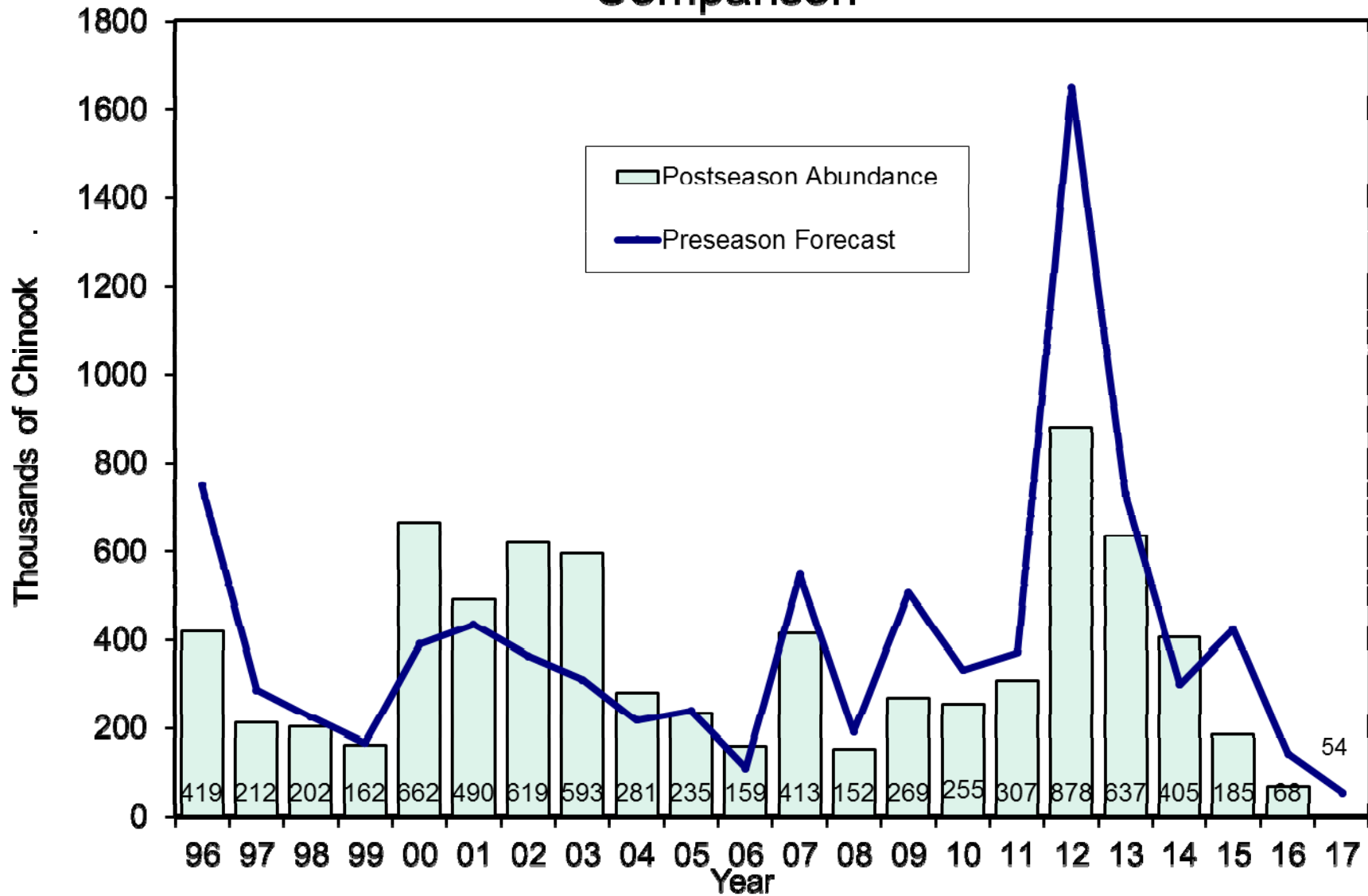
Lower River Natural Tule Chinook

LRH Abundance Forecast	Total Exploitation Rate Limit (all fisheries)
<30,000	0.30
30-40,000	0.35
40-85,000	0.38
>85,000	0.41

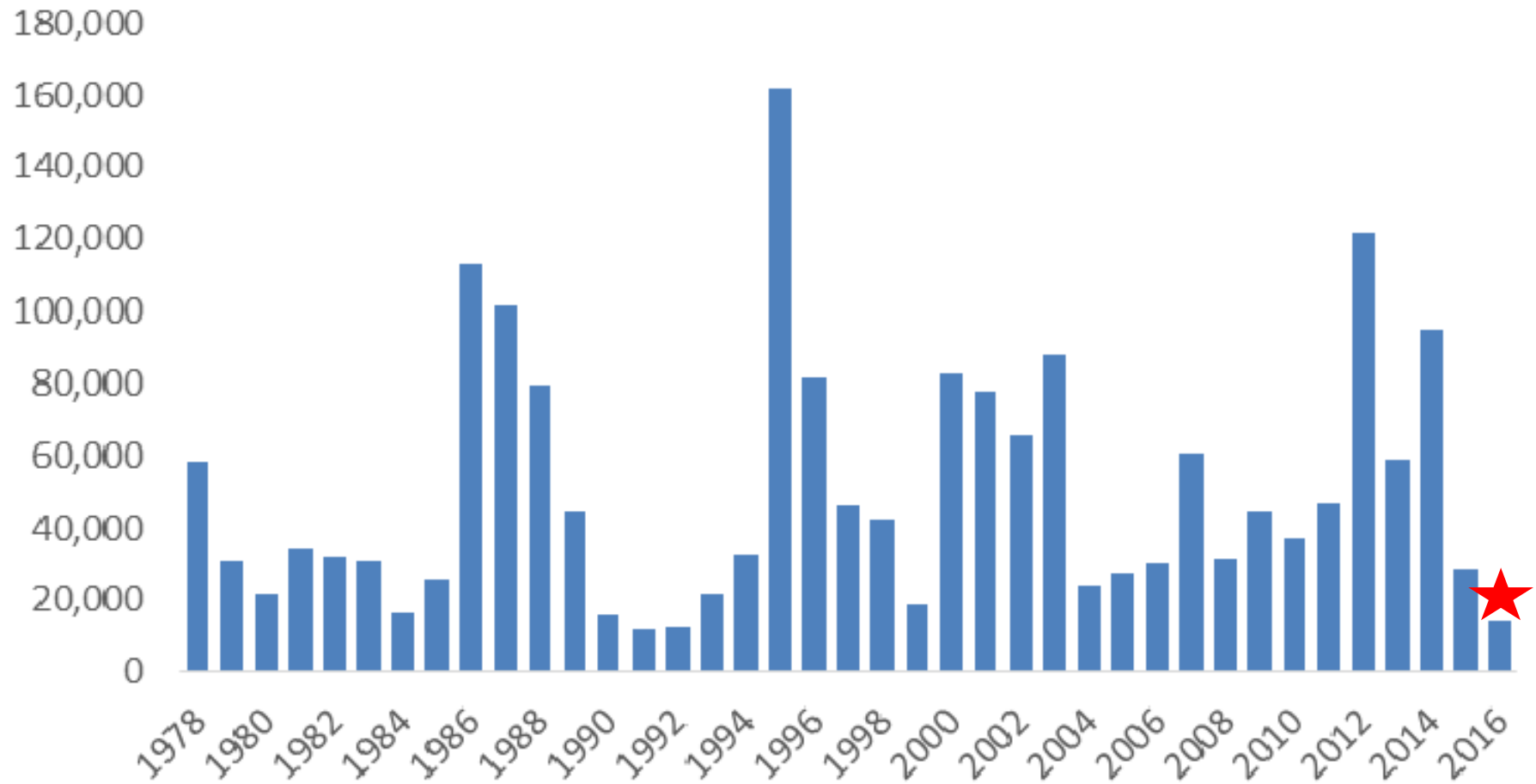
Klamath Fall Chinook

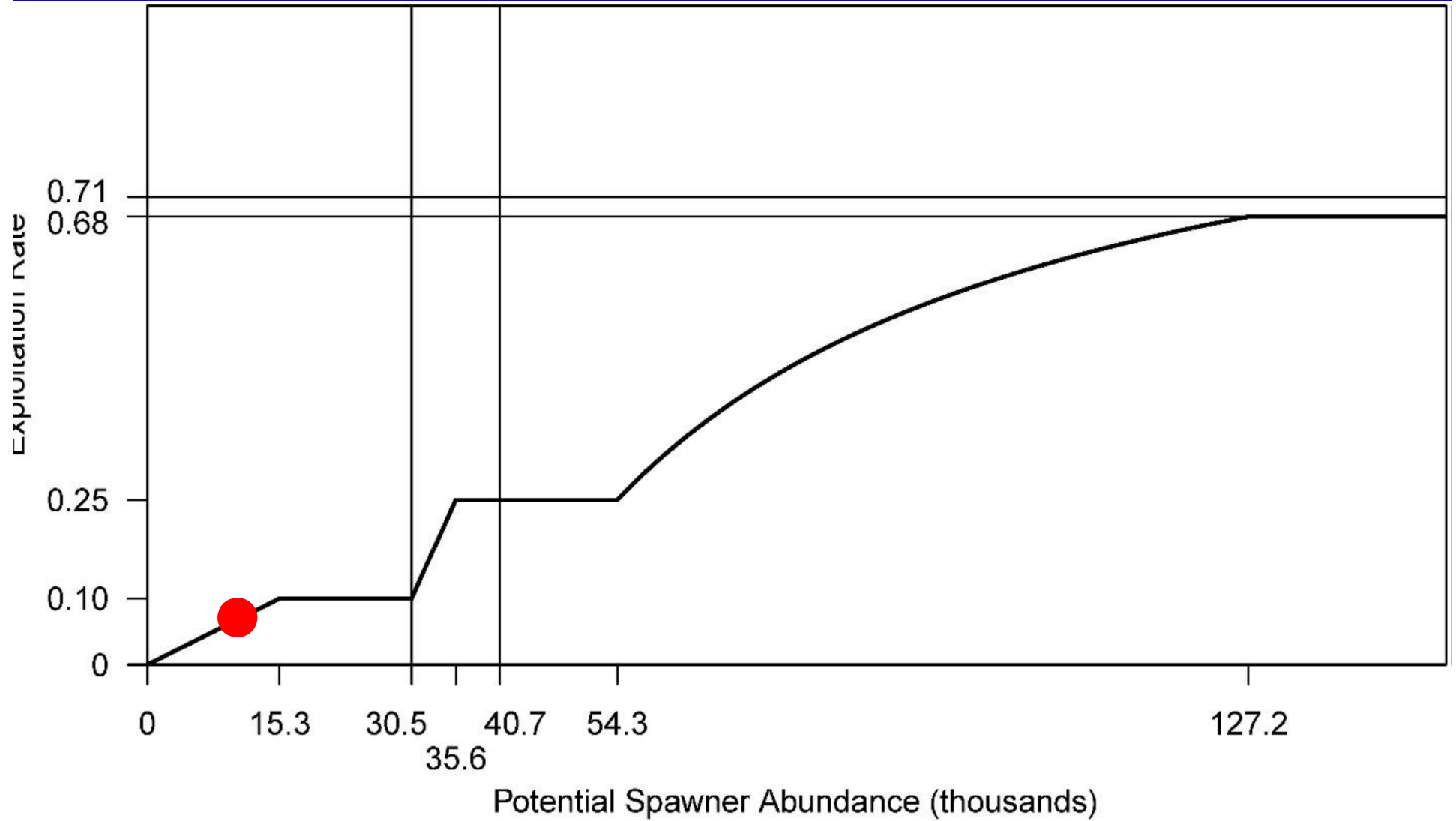
- Escapement goal is 40,700 natural area spawners.
- Absent ANY fishing, projected return is 12,383.
- PFMC “*de minimus* rules” apply.
- Control rule minimum to achieve is 11,379 natural area spawners.

Klamath R. Fall Chinook Adult Forecast for 2017 with Preseason Forecast and Postseason Estimate Comparison



Klamath Natural Area Escapement





“When recommending an allowable *de minimis* exploitation rate in a given year, the Council shall also consider the following circumstances:

- **The potential for critically low natural spawner abundance, including considerations for substocks that may fall below crucial genetic thresholds;**
- **Spawner abundance levels in recent years;**
- The status of co-mingled stocks;
- **Indicators of marine and freshwater environmental conditions;**
- **Minimal needs for tribal fisheries;**
- **Whether the stock is currently in an approaching overfished condition;**
- Whether the stock is currently overfished;
- Other considerations as appropriate.

- The potential for critically low natural spawner abundance, including considerations for substocks that may fall below crucial genetic thresholds;

>83% chance of escapement below designated critical levels for specific Klamath tributary populations.

- Spawner abundance levels in recent years;

2016 return lowest since 1991-92; forecast for 2017 lowest on record.

- Indicators of marine and freshwater environmental conditions;

Blob, El Nino, continuing “red light” conditions

- Minimal needs for tribal fisheries;

Reduced C&S opportunity for Klamath tribes in 2016. 2017 worse.

- Whether the stock is currently in an approaching overfished condition;

March 2017 Council notifies parties that Klamath is approaching overfished status.

PFMC *Overfished* Criteria

- “*Overfished/overfishing*” designation refers to the size of a stock compared to its stock size thresholds. It does NOT refer to the CAUSE of decline, or attribute that decline to “fishing” mortality.
- Klamath fall Chinook are considered “*approaching an overfished condition*” – 3 yr geometric mean of escapement (last 2 yrs and forecast) is less than Minimum Stock Size Threshold of 30,525.
- At any escapement lower than ~73,000 natural fish, Klamath fall Chinook will be declared “*overfished*” in 2018. PFMC will be required to begin the process of a rebuilding plan.
- Klamath fall Chinook would be considered “*subject to overfishing*” if exploitation rates exceeded 71% - rates have been well below this level.

Consideration at March PFMC meeting for a “0 impact” (or very near 0) for inclusion in the alternatives.

Alternative III:

Recreational

- 0 catch of Klamath Chinook occurs in Oregon recreational in March and April (Mar-Apr season remains).
- No salmon fishing from May 1 onward from Cape Falcon to US/Mexico border.
- Future option of Oregon coho seasons with Chinook non-retention has been modeled.

Commercial

- No salmon fishing in 2017 from Cape Falcon to US/Mexico border.

Existing Federal Regulation

- Recreational Salmon
 - Cape Falcon South to Humbug Mt.
 - Open March 15-April 30, 2017. All salmon except coho. 2 fish per day.
 - May 1 + closure is still possible.

March In-season Action to Federal Regulation

- Commercial Troll Salmon
 - Cape Falcon South to Or/Ca Border
 - Delay previously adopted season from March 15 to at least April 15, 2017.
 - April 15+ recommendation under development
 - Full closure is still possible.

2017 Ocean Commercial Troll Season Options



2017 Ocean Commercial Season

- **U.S./Canadian Border- Cape Falcon
Non-Indian (p 1 - 2)**

- I. May 1- Jun 30 Chinook only; Jul 1-Sep 17 Chinook and coho.
- II. May 1- Jun 30 Chinook only; Jul 7-Sep 19 Chinook and coho.
- III. May 1–Jun 27 Chinook only, Jul 1-4, Jul 7–Sep 19.
Closed for coho.

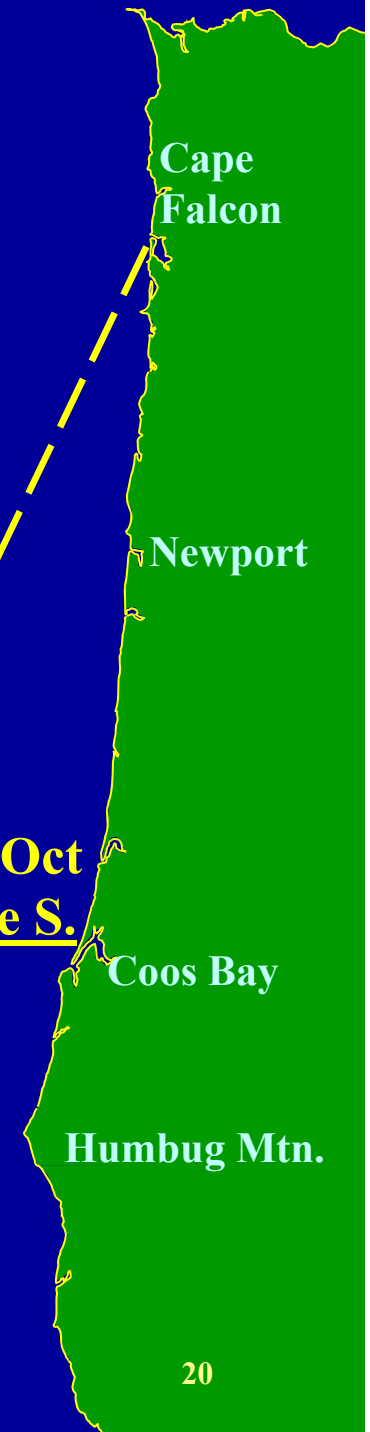
South of Cape Falcon (Chinook only)

Falcon-Humbug (p 3-4)

- I. Apr 15-May 31, Jun 7-12 and 15-30, Jul 8-31, Sep 1-Oct 31 shoreward of 40-fa only. Closed south of Florence S. Jetty.
- II. Apr 15-May 26, Jun 1-6, Aug 14-15 (Aug is N of Florence S. Jetty only).
- III. Closed.

South of Humbug (OR KMZ) (p 4)

- Closed in all alternatives.

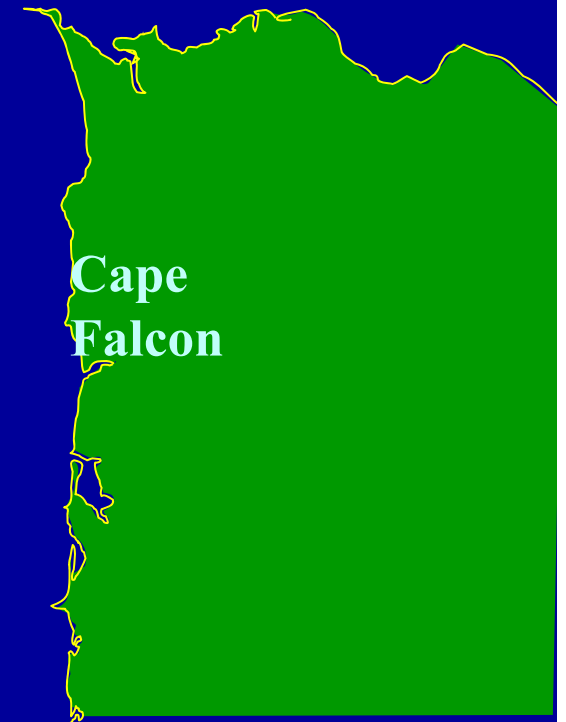


2017 Ocean Sport Season Options



2017 Ocean Sport Season

- **North of Falcon - Columbia R. Subarea (p 11 and 12)**
 - I. Jun 17–30 mark-selective Chinook; Jul 1-Sep 30 Chinook and mark-selective coho.**
 - II. Jun 24 – Sep 30 Chinook and mark-selective coho.**
 - III. Jul 1-Sep 16 Chinook and mark-selective coho.**



2017 Ocean Sport Season

- **Falcon to Humbug (p 13-14)**
 - I. **Mar. 15-Oct. 31 Chinook; Jun24-Jul 31 or 30K mark-selective coho; Sep 2-30 or 10K non-mark-selective coho.**
 - II. **Mar 15-Oct 31 Chinook; Jun 24-Aug 17 or 20K mark-selective coho; NO non-mark-selective coho.**
 - III. **Mar 15-Apr 30 Chinook; CLOSED thereafter (option for coho season with Chinook non-retention).**

- **South of Humbug (OR KMZ) (p 14)**
 - I. **Closed.**
 - II. **Jun 24-Aug 17 mark-selective coho (with Falcon to Humbug), Chinook non-retention.**
 - III. **Closed.**

Cape
Falcon

Newport

Coos Bay

Humbug Mtn.

2017 Coastal Coho Regulations

- Considerations for potential in-river wild coho fisheries in coastal rivers will be occurring between now and April.
- Stay tuned...

END