

# Summary of Oregon's 2020 Ocean Recreational and Commercial Troll Salmon Seasons Including: Fishing Effort, Catches, and Supplemental Information



## Ocean Salmon Effort and Landing Estimates for 2020 with Comparison to 2019, 2018, and 2010-2019 Average.

### Recreational Ocean Salmon Fisheries

Catch Area	Effort (Angler Trips)				Chinook (Number of Fish)				Coho (Number of Fish)			
	2020	2019	2018	2010-19	2020	2019	2018	2010-19	2020	2019	2018	2010-19
<b>Columbia River</b>	3,450	14,695	7,699	8,485	151	1,295	689	1,705	3,724	17,224	7,128	7,700
<b>Tillamook</b>	13,194	21,102	11,259	14,561	1,452	1,306	706	1,507	2,717	10,720	2,809	6,655
<b>Newport</b>	18,617	35,113	23,563	18,966	1,980	2,202	1,209	1,241	10,515	28,237	11,264	13,310
<b>Coos Bay</b>	15,479	18,969	14,310	16,697	1,927	1,231	793	3,013	3,855	9,590	4,453	3,847
<b>Brookings</b>	6,261	4,357	7,000	9,470	1,635	572	1,593	3,271	16	542	18	205
<b>Oregon Total</b>	57,001	94,236	63,831	68,179	7,145	6,606	4,990	10,737	20,827	66,313	25,672	31,717

### Commercial Ocean Troll Salmon Fisheries

Catch Area	Effort (Boat Days)				Chinook (Number of Fish)				Coho (Number of Fish)			
	2020	2019	2018	2010-19	2020	2019	2018	2010-19	2020	2019	2018	2010-19
<b>Columbia River</b>	66	187	98	412	190	508	333	5,698	129	1,412	92	1,447
<b>Tillamook</b>	134	137	179	425	683	567	465	3,970	-	-	-	410
<b>Newport</b>	1,243	1,592	1,043	1,928	8,840	22,764	14,487	26,562	-	-	-	122
<b>Coos Bay</b>	465	387	778	2,292	2,217	3,171	5,277	28,472	-	-	-	98
<b>Brookings</b>	122	236	475	379	825	1,872	3,899	4,122	-	-	-	-
<b>Oregon Total</b>	2,030	2,539	2,573	5,436	12,755	28,882	24,461	68,824	129	1,412	92	2,077



# Oregon Ocean Recreational Salmon Seasons, 2020

## Leadbetter Pt. to Cape Falcon: Seasons

Coho Quota = 13,250 fin-clipped coho  
Chinook Guideline = 7,000

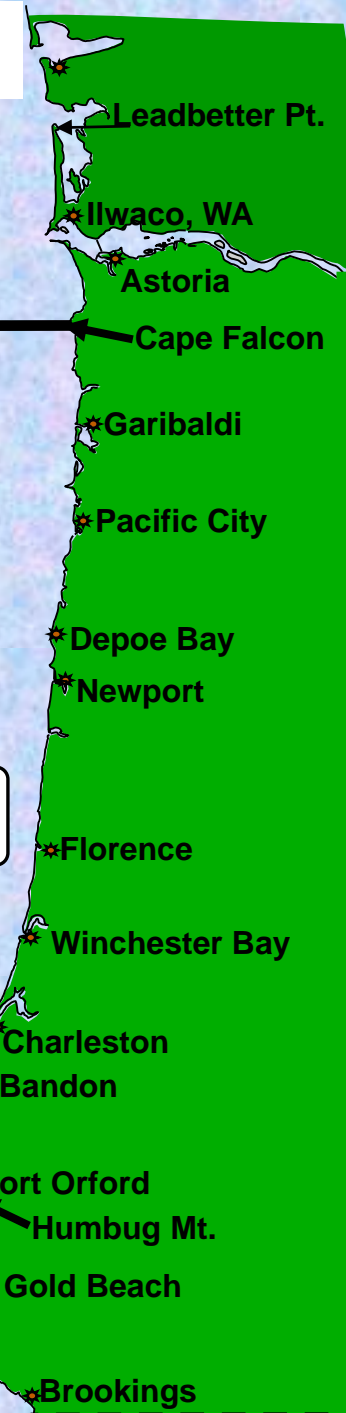
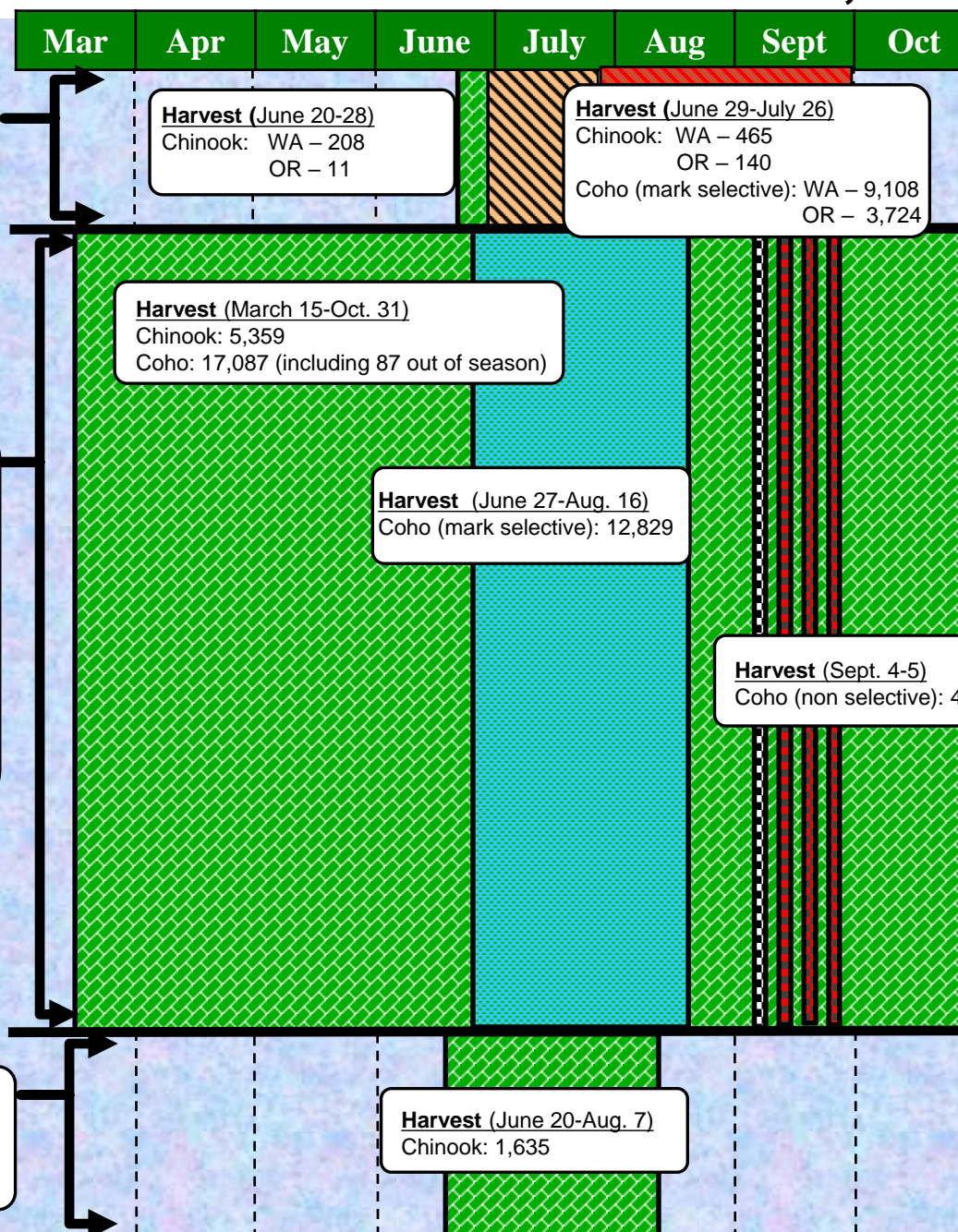
- June 20-28: All salmon except coho. One salmon per day.
- June 29-**July 26** Sept. 30: Open for All Salmon (Mark Selective for coho). Two salmon per day, but no more than one Chinook.

## Cape Falcon to Humbug Mt.: Seasons

- All Salmon Except Coho: 2 salmon per day  
No Quota  
March 15-Oct. 31
- All Salmon (Mark Selective coho): 2 salmon per day  
Quota = 22,000 fin-clipped coho  
June 27 – Aug. 16
- Open for All Salmon (Non Selective coho): 2 salmon per day  
Quota = ~~3,000~~ **4,650** coho  
Open each Fri-Sat **Sept. 4-5 only**  
from Sept 4-30

## Humbug Mt. to OR/CA Border: Season

- All Salmon Except Coho: 2 salmon per day  
No Quota  
June 20-Aug. 7




- All salmon, 2 per day only one of which may be a Chinook. All coho must have a healed adipose fin clip.
- All salmon except coho, Bag limit 1 per day North of Cape Falcon and 2 per day South of Cape Falcon.
- All salmon, 2 per day. All coho must have a healed adipose fin clip. A portion of any remaining coho quota may be rolled forward to the September non mark selective coho season on an impact neutral basis.
- All salmon, 2 per day. Open for all salmon, and no fin-clip restriction on retained coho.

Note: Red shading indicates seasons that were closed early due to quota attainment.

Other Regulations:

- Minimum lengths: Chinook – 22" N. of Cape Falcon and 24" S. of Cape Falcon, coho – 16", steelhead – 20"; no size restriction for pink, chum, or sockeye salmon.
- In the Stonewall Bank Yelloweye Rockfish Cons. Area, salmon fishing is limited to trolling on open "all depth halibut" days.
- No more than 2 single point barbless hooks and one line when fishing for salmon or when a salmon is on board.

# Oregon Ocean Recreational Salmon Seasons, 2020: North of Cape Falcon



## Harvest (June 20-28)

Chinook: WA – 208  
OR – 11



## Harvest (June 29-July 26)

Chinook: WA – 465  
OR – 140  
Coho (mark selective): WA – 9,108  
OR – 3,724

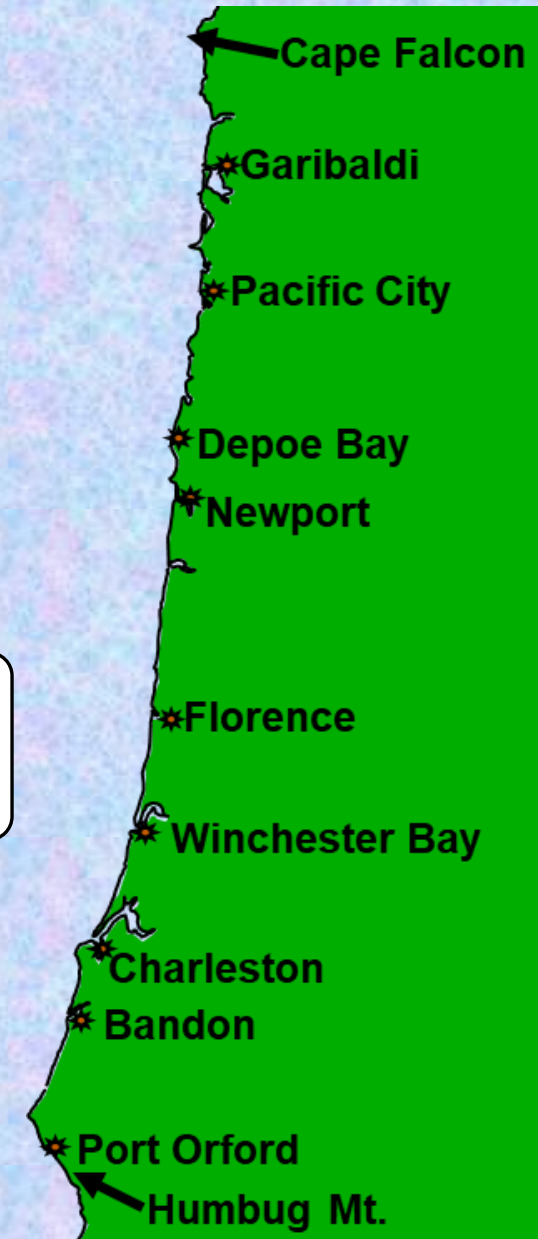
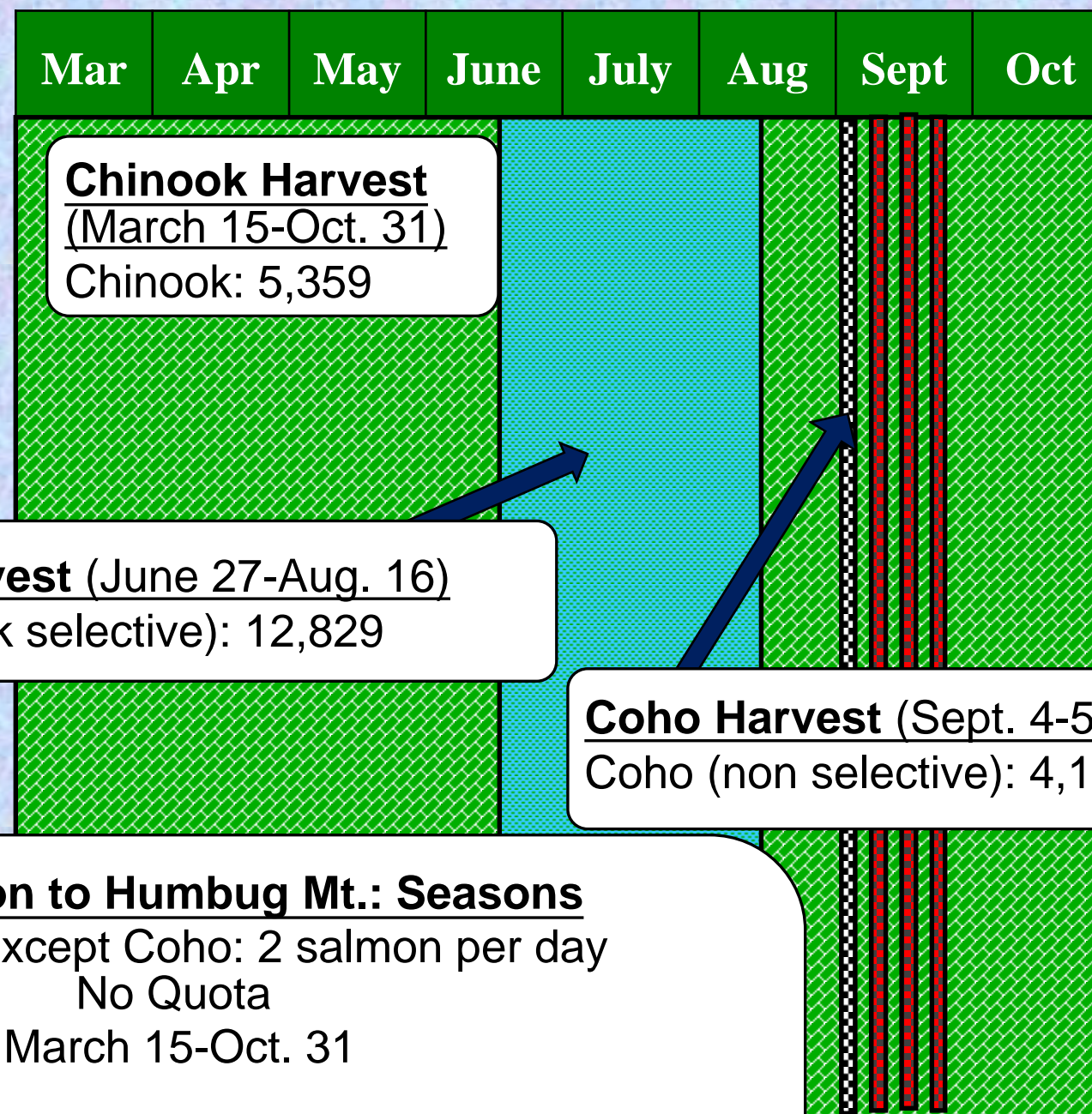
## Leadbetter Pt. to Cape Falcon: Seasons

Coho Quota = 13,250 fin-clipped coho

Chinook Guideline = 7,000

-  June 20-28: All salmon except coho. One salmon per day.
-  June 29-**July 26** ~~Sept. 30~~: Open for All Salmon (Mark Selective for coho). Two salmon per day, but no more than one Chinook.

# Oregon Ocean Recreational Salmon Seasons, 2020: Cape Falcon to Humbug Mt.



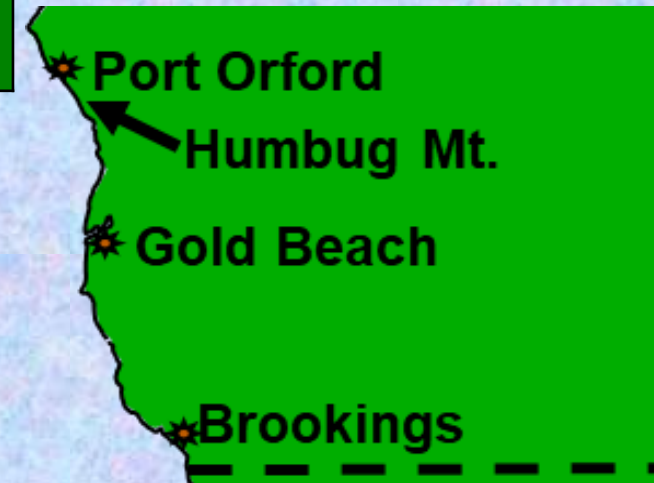
## Cape Falcon to Humbug Mt.: Seasons

- All Salmon Except Coho: 2 salmon per day  
No Quota  
March 15-Oct. 31
- All Salmon (Mark Selective coho): 2 salmon per day  
Quota = 22,000 fin-clipped coho  
June 27 – Aug. 16
- Open for All Salmon (Non Selective coho): 2 salmon per day  
Quota = ~~3,000~~ **4,650** coho  
~~Open each Fri-Sat~~ **Sept. 4-5 only**  
~~from Sept 4-30~~



**Oregon Ocean  
Recreational  
Salmon  
Seasons, 2020:  
Humbug Mt. to  
OR/CA Border**

Mar	Apr	May	June	July	Aug	Sept	Oct
-----	-----	-----	------	------	-----	------	-----

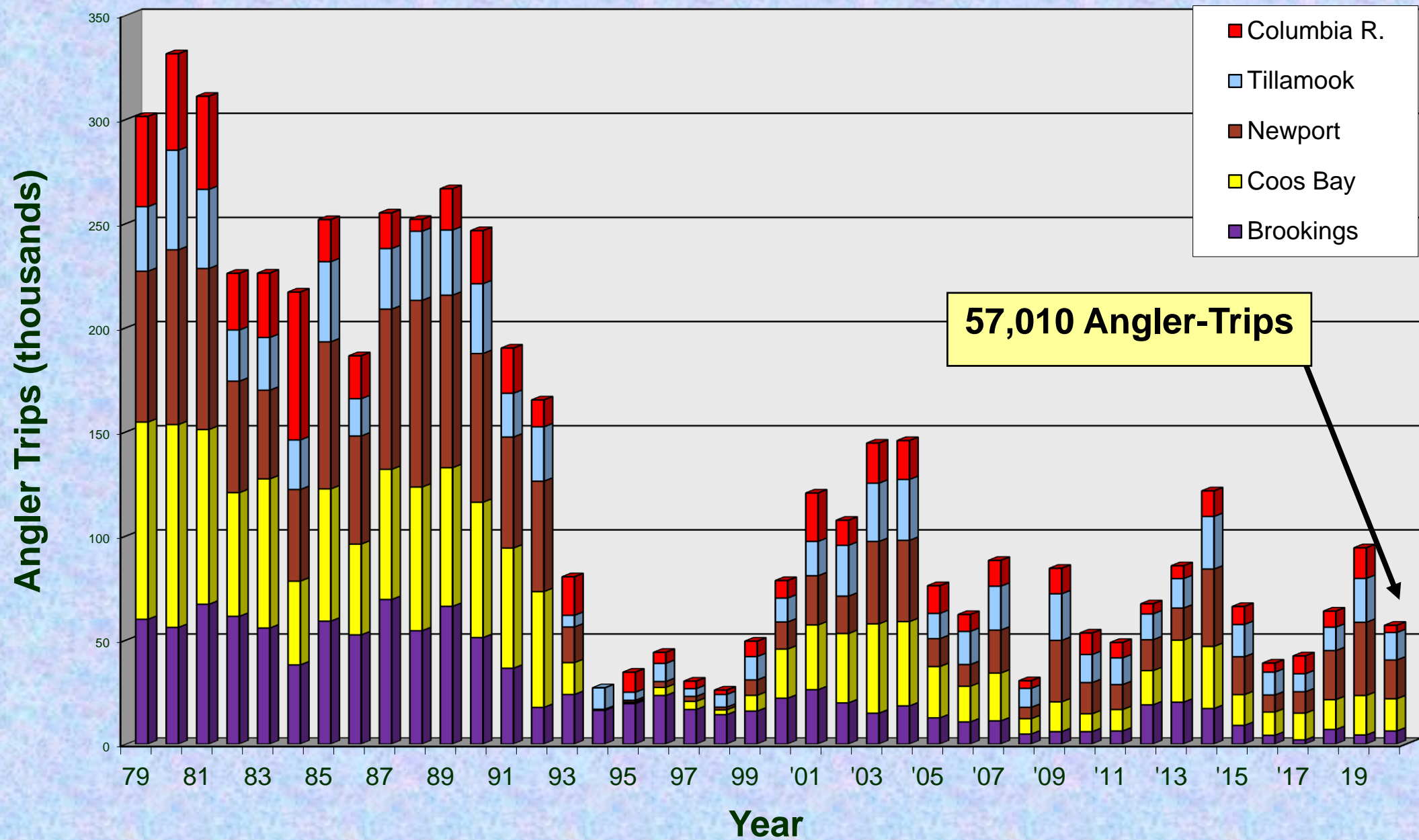


**Harvest** (June 20-Aug. 7)  
Chinook: 1,635

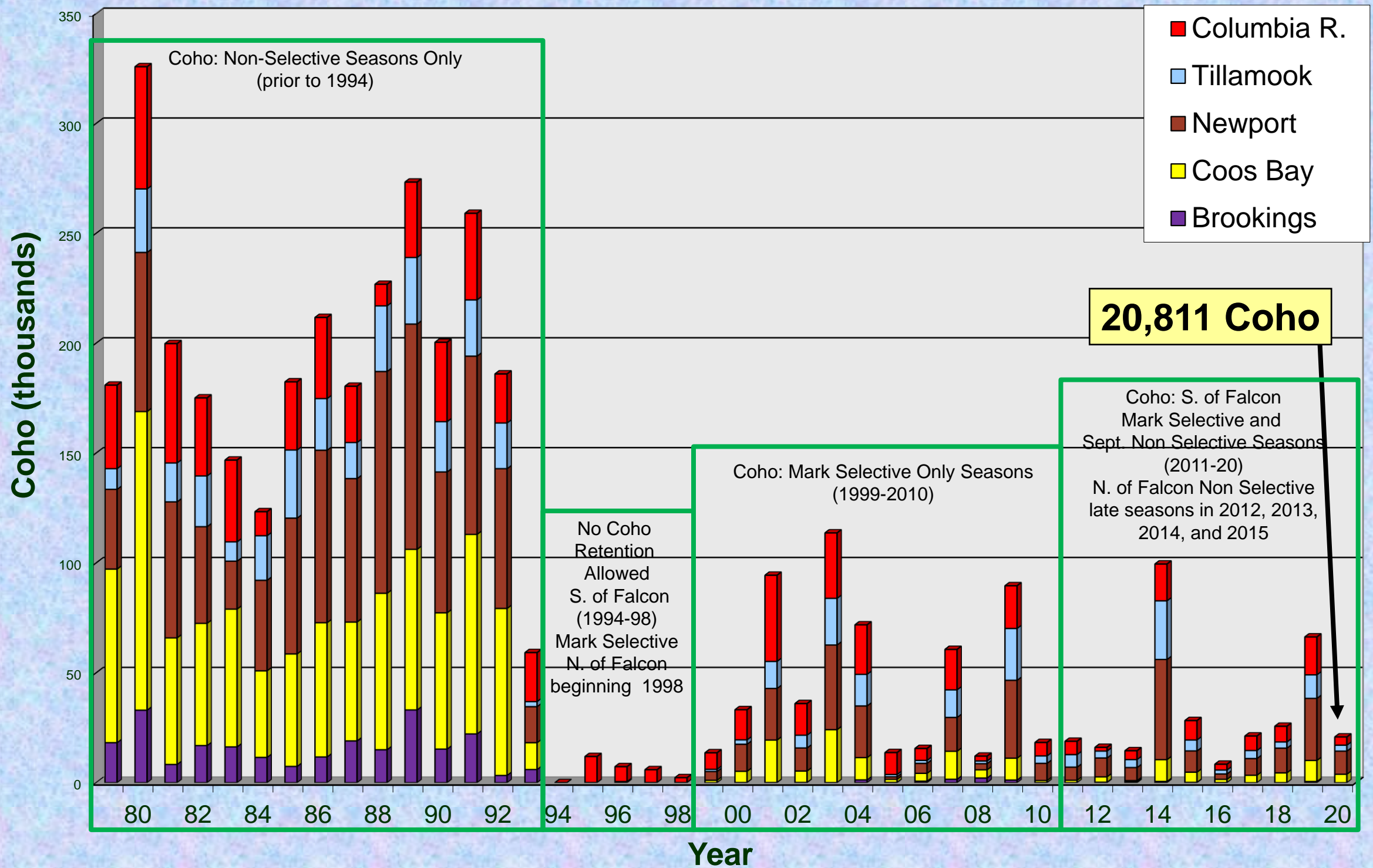
**Humbug Mt. to OR/CA Border: Season**

- All Salmon Except Coho: 2 salmon per day  
No Quota  
June 20-Aug. 7

# Ocean Recreational Salmon Angling Effort by Area

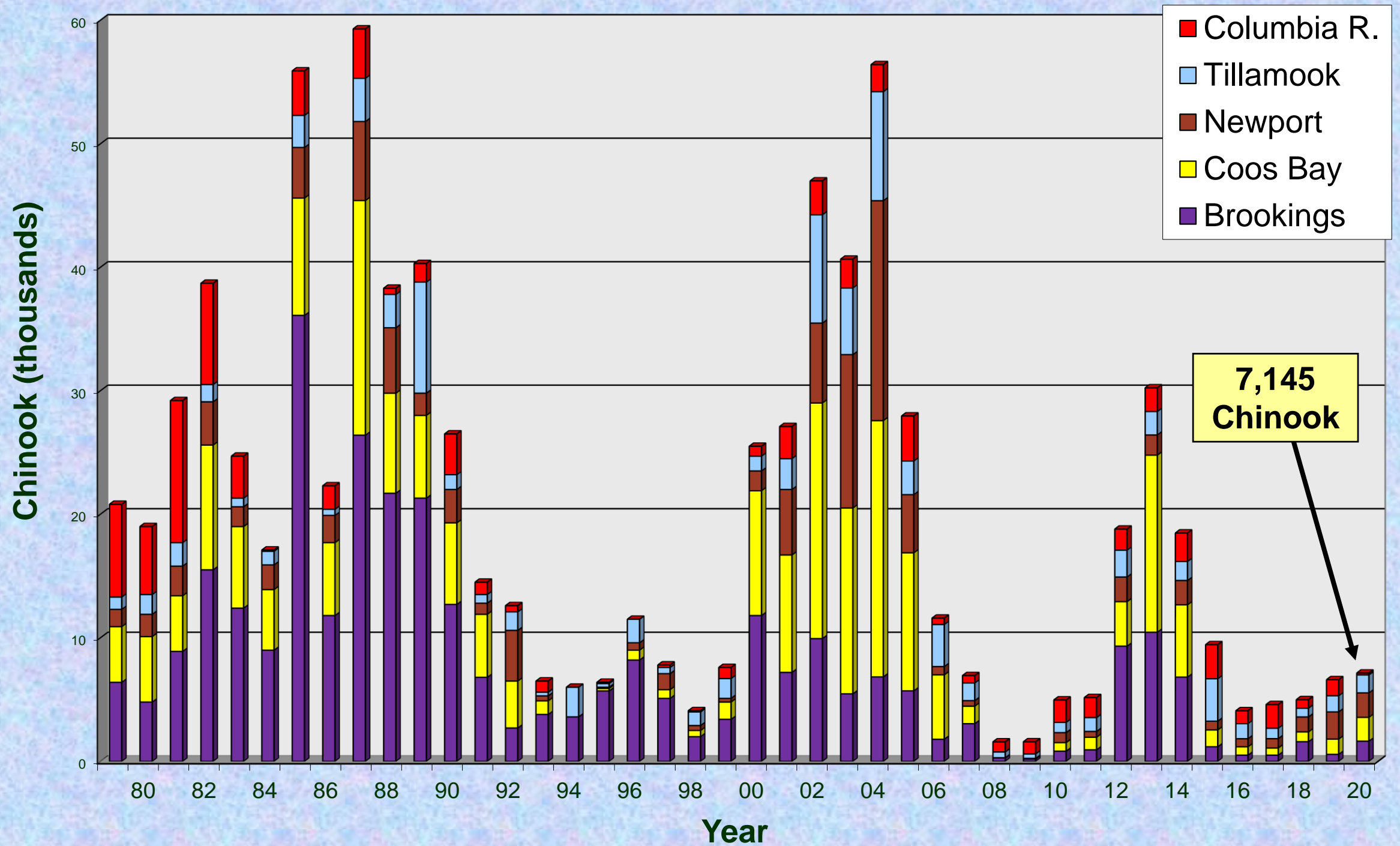


# Ocean Recreational Coho Salmon Landings by Area



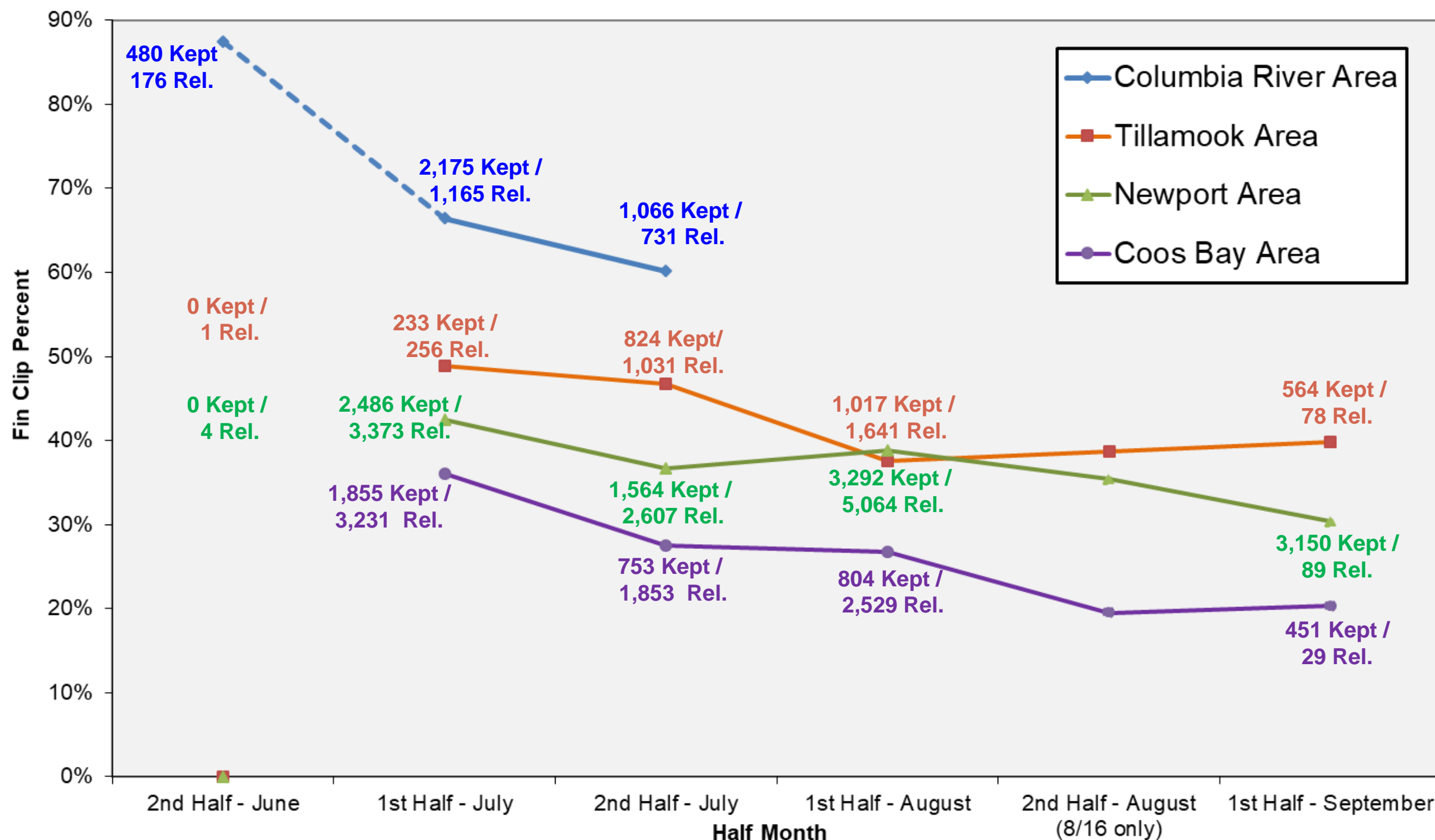


# Ocean Recreational Chinook Salmon Landings by Area



# Oregon Recreational Ocean Coho Salmon Mark Rate In Half Month Increments by Catch Area, 2020

(Total reported released Coho used during selective periods to estimate non-marked Coho)



- Mark rates displayed graphically calculated by summing dockside interview data across all ports within the catch area and for the dates listed. Numbers kept and numbers released displayed on chart are from interviews expanded for sampling rate and summed across ports within the catch area.

2020 Observed and Forecast Coho Ad-clip Rates ( <b>Forecast Rates 2020/2021</b> ):	Columbia River Ocean Catch Area	Tillamook Ocean Catch Area	Newport Ocean Catch Area	Coos Bay Ocean Catch Area	Brookings Ocean Catch Area
NoF: 6/29-30 SoF: 6/27-30	<u>88%</u> (60% / 78%)	<u>0%</u> (55% / 72%)	<u>0%</u> (52% / 67%)	<u>0%</u> (41% / 61%)	NA (35% / 58%)
All: 7/1-15	66% (59% / 81%)	49% (53% / 67%)	42% (49% / 63%)	36% (39% / 58%)	NA (25% / 48%)
NoF: 7/16-26 SoF: 7/16-31	60% (59% / 81%)	47% (53% / 67%)	37% (49% / 63%)	27% (39% / 58%)	NA (25% / 48%)
SoF: 8/1-15	NA (58% / 72%)	38% (48% / 63%)	39% (46% / 62%)	27% (28% / 53%)	NA (23% / 43%)
SOF: 8/16	NA (58% / 72%)	39% (48% / 63%)	35% (46% / 62%)	19% (28% / 53%)	NA (23% / 43%)
SOF: 9/4-5	NA (58% / 74%)	40% (33% / 62%)	30% (34% / 56%)	20% (16% / 43%)	NA (7% / 13%)


- Underlined and italicized 2020 observations are low sample sizes for the time and area (<50 observations).
- 2020 Observed mark rates are calculated by summing dockside interview data across all ports within the catch area and for the dates listed.




<b>Ocean Catch Area</b>	<b>Coho Released During 2020 Mark Selective Coho Seasons</b>	<b>Coho Released During 2020 Non Selective Coho Seasons</b>	<b>Coho Released Outside of 2020 Coho Seasons</b>	<b>Total Coho Released During 2020 Seasons</b>	<b>Illegal Coho Retained Out of Season in 2020</b>
Columbia	2,072	NA	29	2,101	0
Tillamook	2,929	78	1,250	4,257	73
Newport	11,048	89	606	11,743	12
Coos Bay	7,613	29	605	8,247	2
Brookings	NA	NA	502	502	0
Total	23,662	196	2,992	26,850	87


# Oregon Ocean Commercial Troll Salmon Seasons, 2020

## US/Canada Border to Cape Falcon: Seasons

 **All Salmon Except Coho**  
May 6-June 28;  
Chinook Quota = 13,820  
(Leadbetter Pt. to C. Falcon Chinook Cap = 3,770)  
Landing week (Thurs-Wed) limit of 75 Chinook

 **All Salmon**  
July 1-Sept 30  
Chinook Quota = 25,499 13,820;  
Fin-clipped Coho Quota = 2,000  
Landing week (Thurs-Wed) limit: 10 marked coho

## Cape Falcon to Humbug Mt.: Season


 **All Salmon Except Coho**  
April 20-May 5; May 26-31; June 4-Aug. 25;  
and Sept. 1-Oct. 31  
No Quota

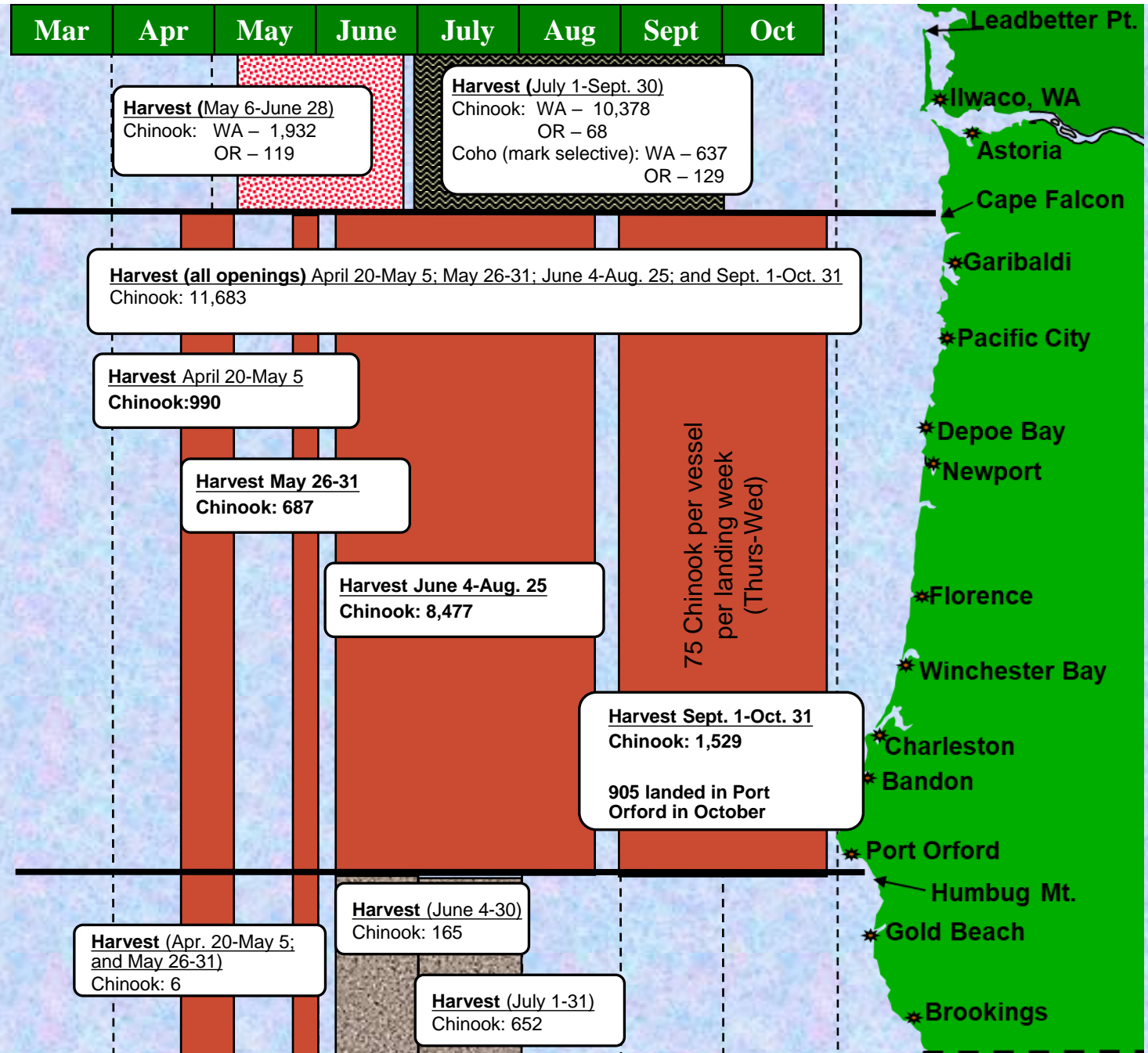
Beginning September 1: 75 Chinook per vessel  
per landing week (Thurs.-Wed.)

## Humbug Mt. to OR/CA Border: Seasons

All Salmon Except Coho

 April 20-May 5; and May 26-31 (no quota)

 June 4-30 with 700 Chinook quota  
July 1-31 with **630** ~~300~~ Chinook quota  
40 Chinook per vessel per week (Thurs-Wed) in June  
and July



All salmon except coho. Vessels landing into Oregon, may only fish South of Leadbetter Pt. Landings restricted to within the open area and Garibaldi only. Must land all catch within 24 hours of any closure. Chinook 28" minimum length. All landings into Oregon must be reported within one hour of landing at (541)867-0300 ext. 271 or by email to [nfalcon.trollreport@state.or.us](mailto:nfalcon.trollreport@state.or.us). Landing week limit of 75 Chinook per vessel. Columbia Control Zone closed to all salmon fishing.



All salmon, all coho must have a healed adipose fin clip. Vessels landing into Oregon, may only fish South of Leadbetter Pt. Landings restricted to within the open area and Garibaldi only. Must land all catch within 24 hours of any closure. Chinook 28" and coho 16" minimum length. All landings into Oregon must be reported within one hour of landing at (541)867-0300 ext. 271 or by email to [nfalcon.trollreport@state.or.us](mailto:nfalcon.trollreport@state.or.us). Landing week (Thurs-Wed) limit of 10 coho per vessel. Columbia Control Zone closed to all salmon fishing.



All salmon except coho. All fish must be landed into Oregon. No more than 4 spreads per wire. Chinook 28" minimum length. For the period of Sept. 1-Oct. 31: landing week (Thurs-Wed) limit of 75 Chinook per vessel.



All salmon except coho. All fish must be landed into Port Orford, Gold Beach, or Brookings within 24 hours of any closure in the fishery. No more than 4 spreads per wire. Chinook 28" minimum length. Mandatory call in within an hour of delivery or prior to transport away from port at (541)867-0300 ext. 252 or by email to [KMZOR.trollreport@state.or.us](mailto:KMZOR.trollreport@state.or.us). Landing and possession limit of 40 Chinook per vessel per landing week (Thurs-Wed). June quota=700; and July quota= **630** ~~300~~.

## Leadbetter Pt. to Cape Falcon Troll Seasons

Mar	Apr	May	June	July	Aug	Sept	Oct	Nov
-----	-----	-----	------	------	-----	------	-----	-----

### Oregon Commercial Troll Salmon Seasons, 2020: North of Cape Falcon



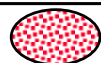
#### Harvest (May 6-June 28)

Chinook: WA – 1,932  
OR – 119

#### Harvest (July 1-Sept. 30)

Chinook: WA – 10,378  
OR – 68  
Coho (mark selective): WA – 637  
OR – 129

### US/Canada Border to Cape Falcon: Seasons



#### **All Salmon Except Coho**

May 6-June 28;  
Chinook Quota = 13,820  
(Leadbetter Pt. to C. Falcon Chinook Cap = 3,770)  
Landing week (Thurs-Wed) limit of 75 Chinook



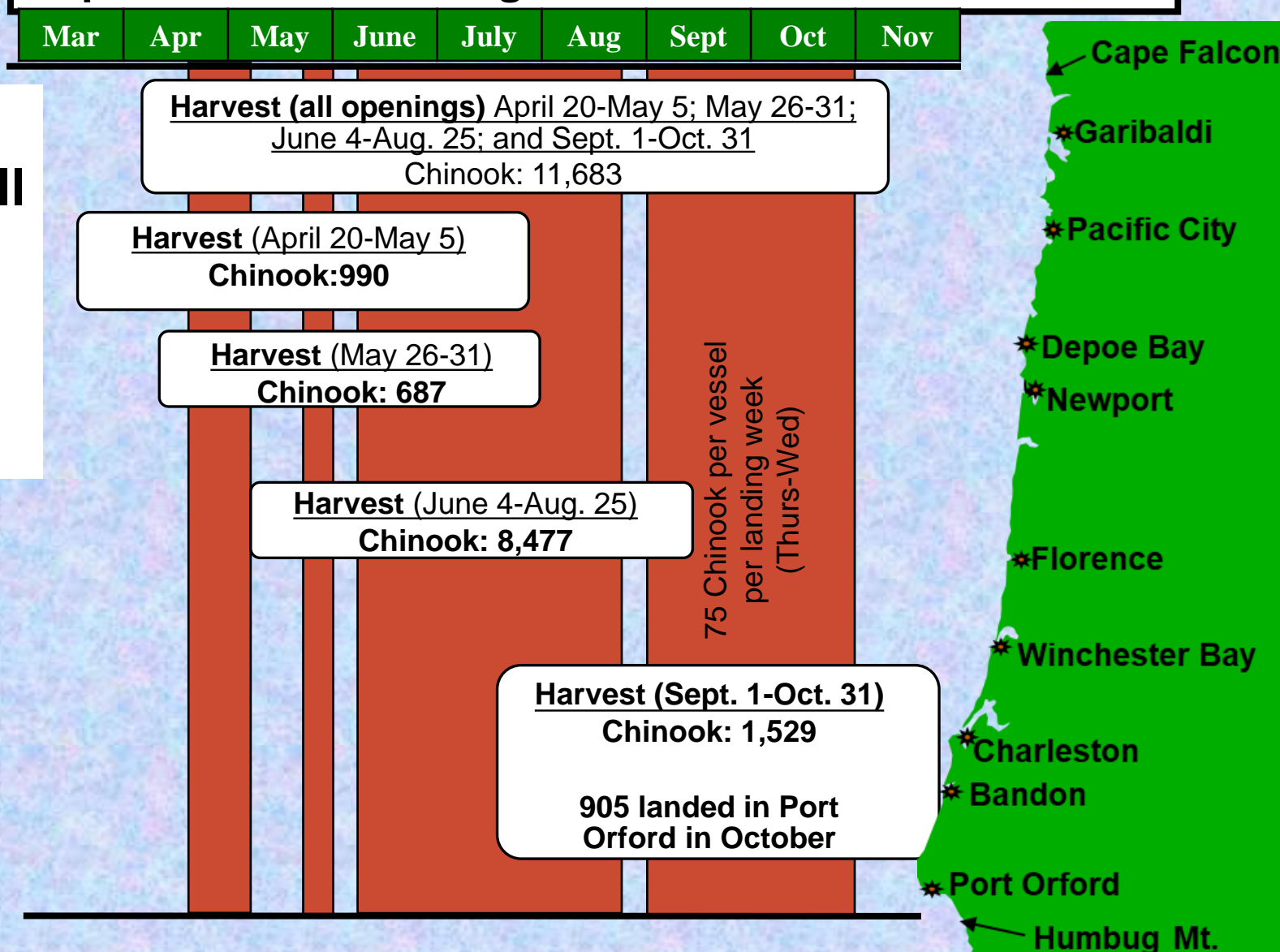
#### **All Salmon**

July 1-Sept 30  
Chinook Quota = 25,499 13,820;  
Fin-clipped Coho Quota = 2,000  
Landing week (Thurs-Wed) limit: 10 marked coho



# Cape Falcon to Humbug Mt. Commercial Troll Seasons

## Oregon Commercial Troll Salmon Seasons, 2020: Cape Falcon to Humbug Mt.



### Cape Falcon to Humbug Mt.: Season

● All Salmon Except Coho

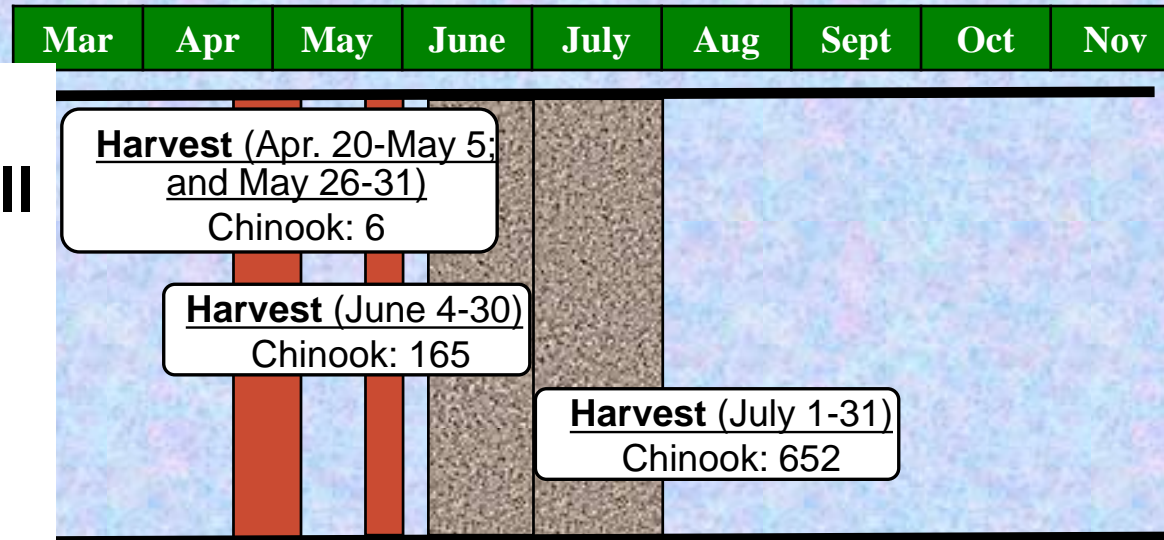
April 20-May 5; May 26-31; June 4-Aug. 25;  
and Sept. 1-Oct. 31

No Quota

Beginning September 1: 75 Chinook per vessel per  
landing week (Thurs.-Wed.)

## Humbug Mt. to OR/CA Border Troll Seasons

### Oregon Commercial Troll Salmon Seasons, 2020: Humbug Mt. to OR/CA Border

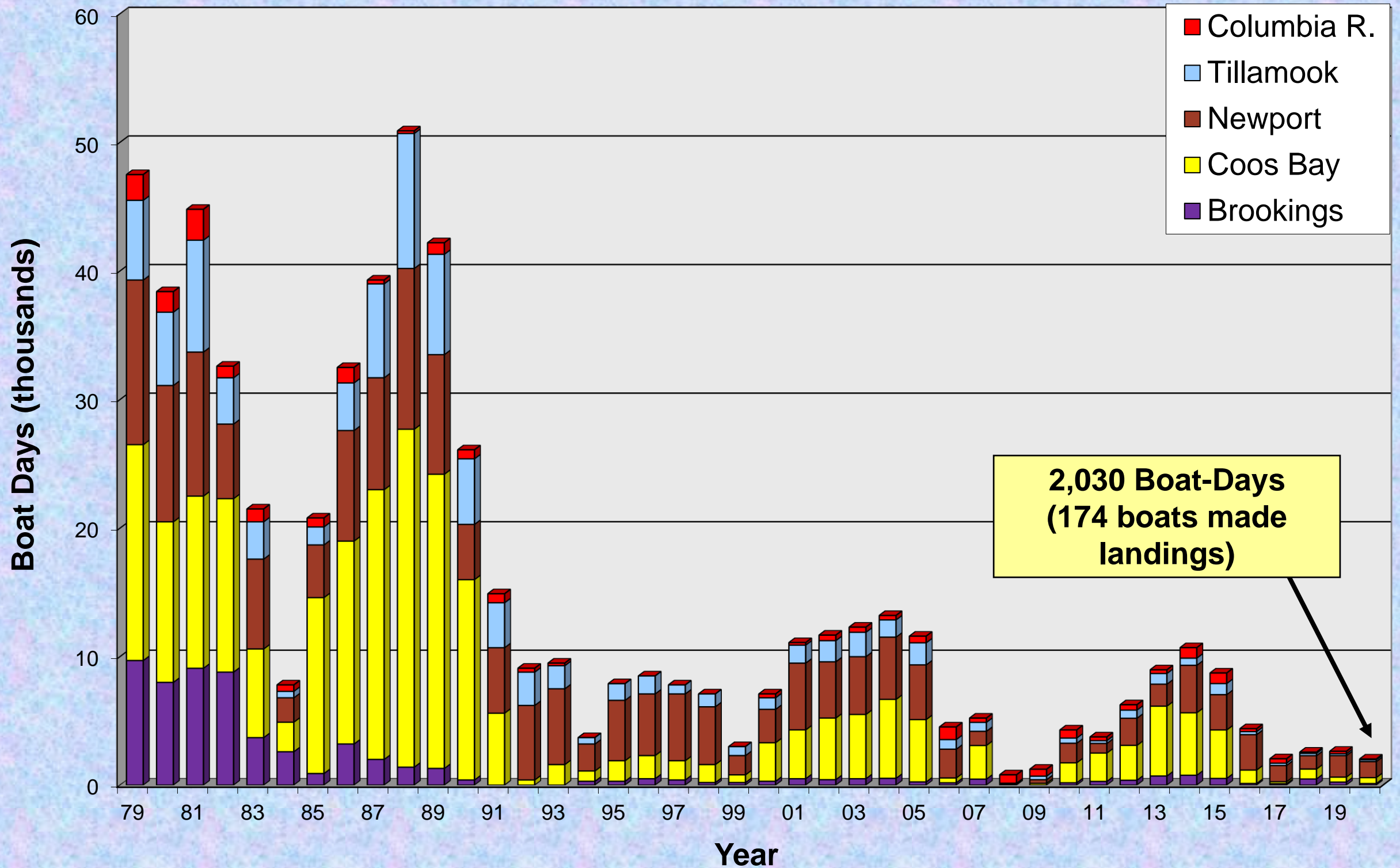


### Humbug Mt. to OR/CA Border: Seasons

All Salmon Except Coho

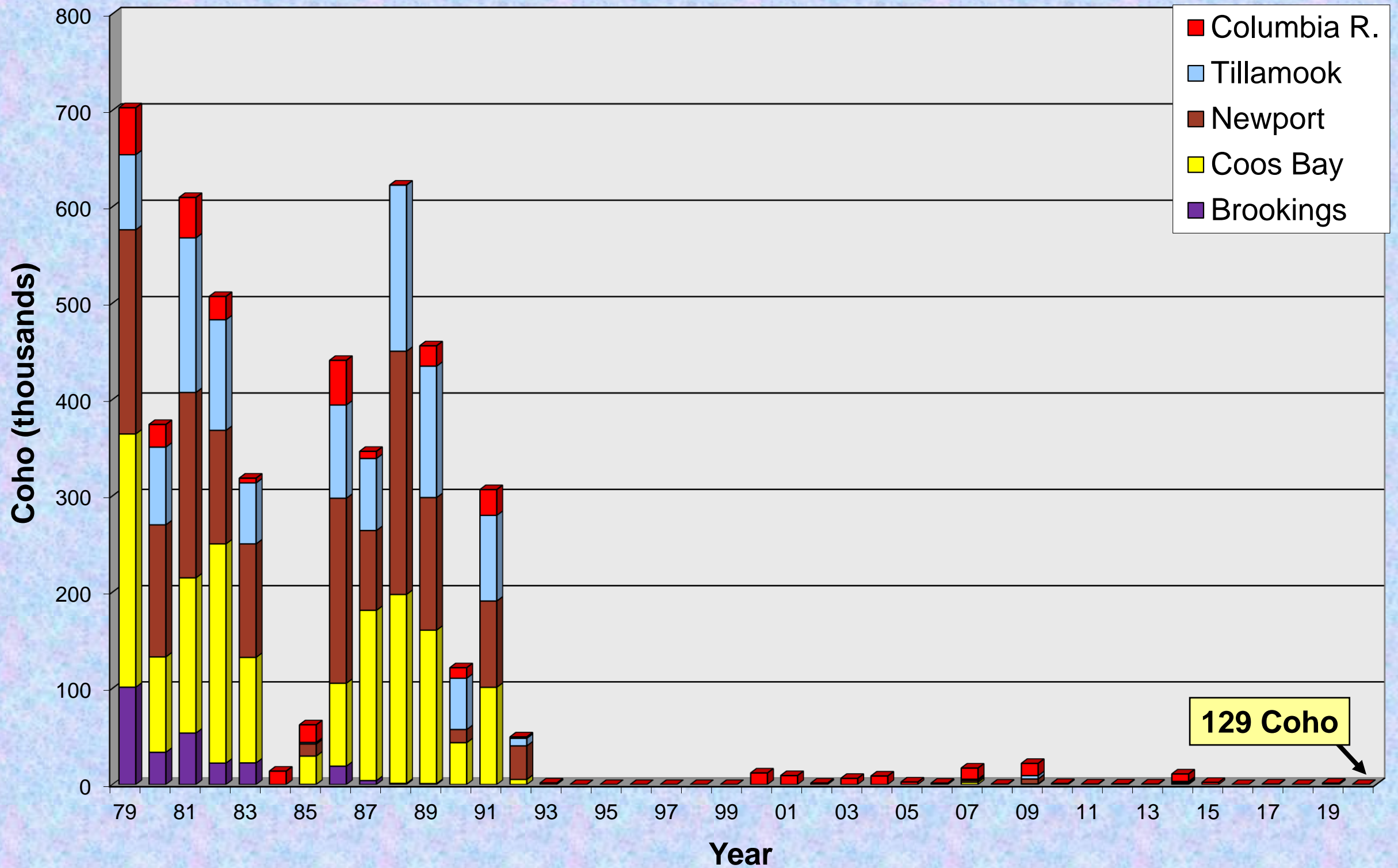
- April 20-May 5; and May 26-31 (no quota)
- June 4-30 with 700 Chinook quota
- July 1-31 with 630 ~~300~~ Chinook quota
- 40 Chinook per vessel per week (Thurs-Wed) in June and July

# Commercial Troll Salmon Fishing Effort by Area

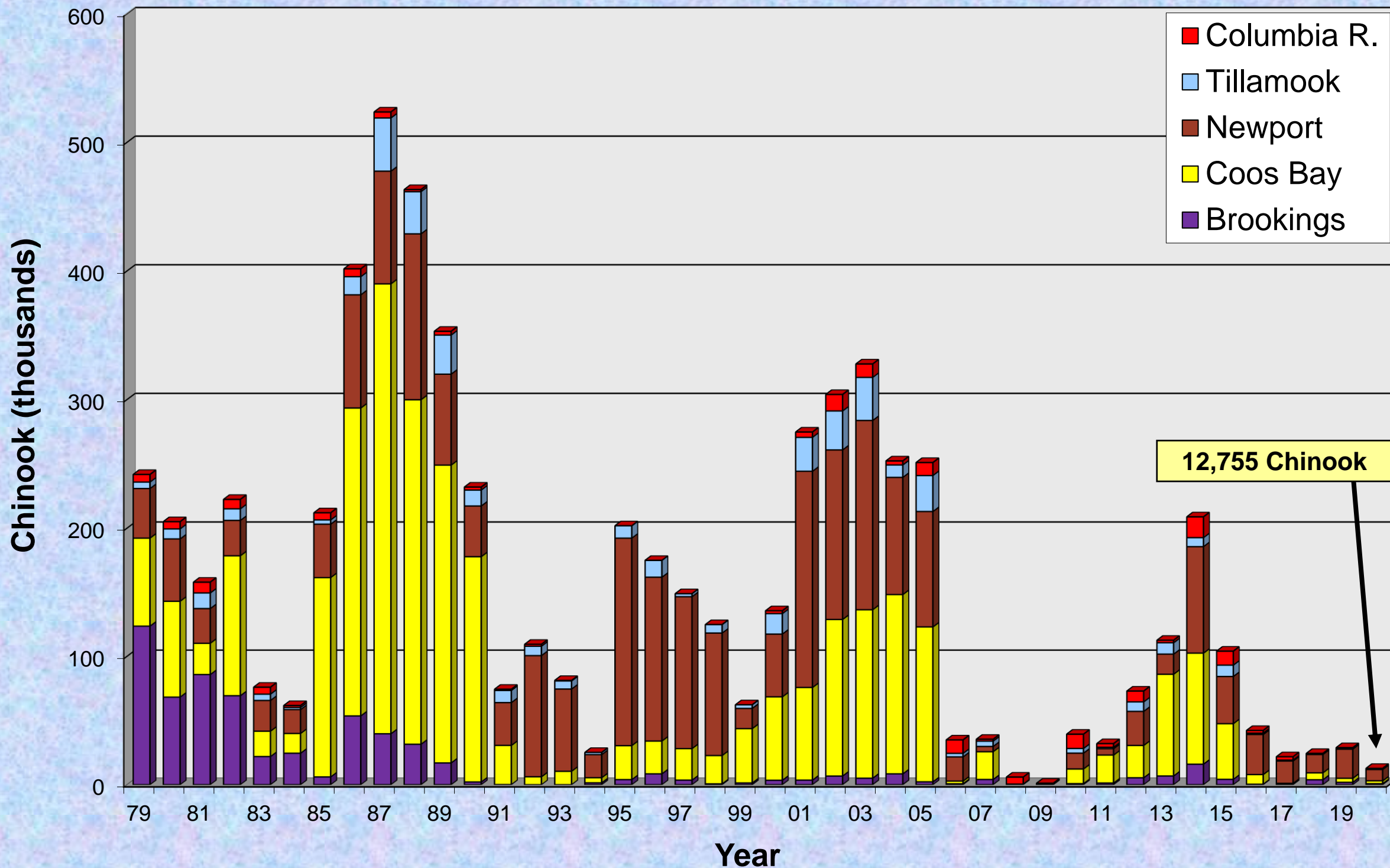




# Commercial Troll Coho Salmon Landings by Area

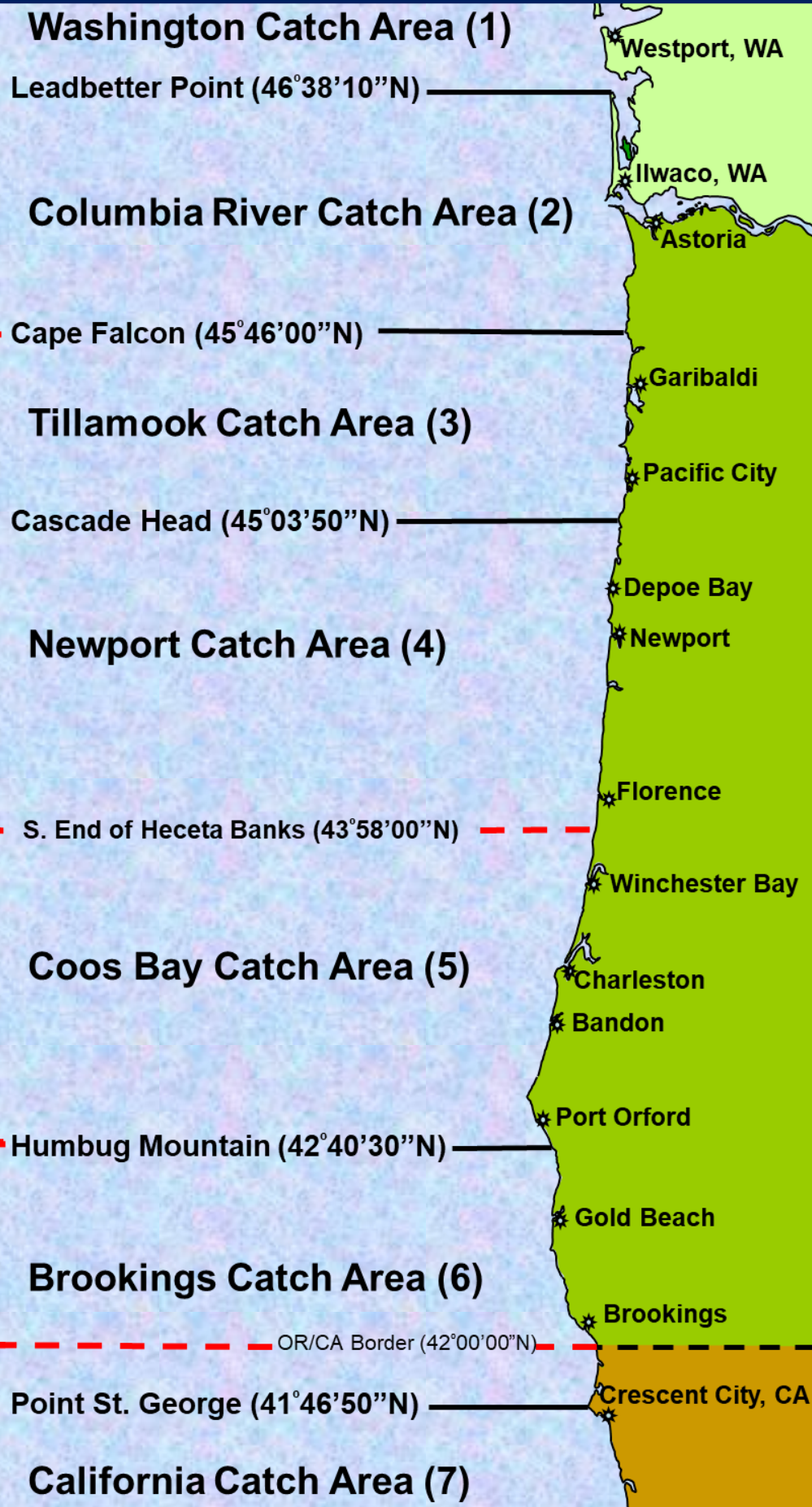


# Commercial Troll Chinook Salmon Landings by Area



# Klamath Chinook Management Zone Designations

Northern  
Oregon  
(NO)  
  
 Central  
Oregon  
(CO)  
  
 Oregon  
Klamath  
Mgt. Zone  
(KO)  
  
 California  
Klamath  
Mgt. Zone  
(KC)



## Oregon's Ocean Salmon Management Areas, Major Ports of Landing, and Klamath Management Zone Designations